

THE
perfect
BLOG
PLAN



WORK FROM HOME AND
MAKE MONEY BLOGGING

HOW TO USE THIS PLAN

At first glance this document can look pretty overwhelming. I understand, it's a whole year of work, so don't be intimidated! You can do this!

At the top of the document are the resources you can use for additional information. These are the tools I use to run a successful blog.

Then focus on each month and complete those four actions. There is one action per category: Blog (creating content), Traffic (getting visitors), Email (adding subscribers), Money (making money).

There are only four major actions per month, take it slow and focus on each step. If you need more help, use all the recommended resources, search my blog or YouTube channel, and get the Blog by Number course!

RESOURCES

START HERE

MONTH BY MONTH ACTION PLAN

12 MONTH BLOG PLAN <small>*denotes affiliate link</small>				
	Blog	Traffic	Email	Money
Tools	CLOUDWAYS KADENCE THEME	CANVA TODOLAR	SYSTEME MARTETIM	SYSTEME MARTETIM
Resources	Blog by Number Course Notes by Number	Jasper Training Videos Ever Words Course Write a Blog Post with Jasper Business Guide to Jasper Writing	List by Number Business by Number Product Templates	Products by Number Services by Number Digital Templates Sales Page Templates
Best Advice	Stay consistent with creating content to build up your authority and traffic. No business is built overnight. Use tools to help you save time.	Keyword research is immensely important - take your time finding the best keywords for your niche. These keywords will be the base of your content, freebies and product ideas.	Create gorgeous and helpful freebies. Keep them updated, improve them over time. Share them everywhere to grow your email list. Be real and stay connected with your list.	Start with creating and adding a small product. Build your confidence and your customer base. Then launch an online course to build your funnel. Promote products to test them first.
START YOUR BLOG	Start and setup a self-hosted blog . Use the Blog by Number course to guide you step by step.	Do keyword research and find low competition, high volume keywords for your niche. Create your content calendar.	Use your keyword research to help you brainstorm amazing and helpful freebies for your audience.	Decide how you want to monetize your blog - ads, services, products, affiliates, etc. Start with one and add more methods when ready.
FIND KEYWORDS	Write 10 blog posts to establish your blog and build your foundation. Use Jasper if you want to save time.	Learn what types of blog posts to write for traffic. (Explained in the Blog by Number course or podcast .)	Create a freebie based on your market research. Don't know how? Use any one of these proven templates .	Research affiliate programs in your niche and/or start brainstorming ideas for a small digital product .
CREATE CONTENT	Write 10 posts - for help use the list of 8,000+ Blog Post Ideas and use Jasper to write faster.	Implement the basics of SEO to write well formatted posts and improve old posts if necessary.	Promote your freebie to grow your list. Add it to your blog, use it as a popup, create a landing page for it, and promote traffic to it.	Create a comparison post of the best affiliate products for your niche. Or create a small digital product you can sell for under \$10.
CREATE CONTENT	Write 10 posts - stay consistent publishing on your blog. Make sure each post has a clear goal to grow your blog.	Install Google Analytics to monitor post performance and make improvements as necessary. *****	Add content upgrades to your top 3 posts to grow your list. Test out different freebies to continue to grow your email list.	Show your reader how you personally use an affiliate product. Create a sales page for your small digital product .
EMAIL LIST FOCUS	Write 10 posts - do a review post of your favorite affiliate items or create a content list.	Refresh your keyword list to make sure you're writing the right blog posts for traffic and monetization.	Build relationships & email your list weekly. Don't skip and forget to email, even if your list is small - stay consistent at least weekly emails.	Write a "how to" post on an affiliate product. Create a review page for your small product. If it's proven to work for your audience.
SEO FOCUS	Write 10 posts - experiment with a video or Facebook Live post.	Guest post on a higher-ranking site to boost your SEO or create a content list. (Explained in the Blog by Number course .)	Ask your list what their biggest struggle is - use this information to improve your digital product or freebie for create a new one!	If sales are low, ask your list and brainstorm product ideas based on their responses. Focus on your audience. Use proven templates .
SEO FOCUS	Write 10 posts - do a roundup of your top posts if you are low on time.	Master AI tools like Jasper to help you create better content faster.	Continue to grow list and test out different freebies and small digital products. Use a content and high converting template to help you!	If your small digital product is selling well organically, run paid advertising to it and/or list it on a 3 rd party platform like eBay for more exposure.
PRODUCT FOCUS	Write 10 posts (great time to create seasonal posts for the holidays)	Join Facebook groups and network with members - build a small network of like-minded bloggers for accountability.	When you create a new freebie, share it with your list too - keep delighting them with new goodies.	Add any testimonials to your sales page - continue to improve your small product and sales page. Outline a bigger product idea.
PRODUCT FOCUS	Write 2 posts about your product. Freebie and allow 2 guests posts to give you time to work on your product.	Research optimized keywords for your own product or products you're an affiliate for.	Let your list know your bigger product is coming, give them a teaser - take them along on the creation journey.	Create a signature product (a course or a digital product). This should be a logical next step after your small digital product. Think funnel!
LAUNCH PRODUCT	Write a series of posts targeting relevant keywords about your product to promote it.	Guest post and promote your product. Collab with other bloggers to build a promotion team.	Launch your signature product to your list. Ensure your sales page and product is amazing to delight your readers!	Create sales page and launch your big product - use the tools recommended in Products & Content by Number to help you!
SALES & PROMO	Write 10 posts - do a roundup if you are low on time or use Jasper to write faster.	Network with your mastermind and promote each others posts and products.	Continue to build relationships with your list. Share a Black Friday / Cyber Monday sale with them.	Run a Black Friday / Cyber Monday special. Do a roundup of affiliates or your own products!
PLAN NEXT YEAR	Reflect and work on your goals to start planning for the next year. Continue to post on your blog.	Promote New Year / new beginnings posts. Create a content calendar for your niche for the new year.	Thank your email list for supporting you in your first year as a blogger. Improve old freebies or create new ones for the new year (like a podcast).	Promote seasonal items, create gift guides, work with your affiliate manager for special sales. Run a Christmas / New Years sale on your products!

THE MONTHLY WORKSHEET

Every month of The Blog Plan also contains a Monthly Worksheet. I would suggest printing out all the pages in the guide and using them as you grow your blog and business.

Each Monthly Worksheet has the tasks from the main Blog Plan, a space to record and track your blog posts and a brainstorm activity.

The brainstorm activity is there to help you grow and stay focused. If you need more space, feel free to use the blank tables at the end of this guide 😊

Use and complete this sheet each month as you progress through The Blog Plan. Remember, you can go faster or slower, depending on your pace.

START YOUR BLOG
1st Month

1

MONTHLY TASKS: CHECK THEM OFF AS YOU COMPLETE THEM

- BLOG** • Start and setup a self-hosted blog.* Use the Blog by Number course to guide you step by step.
- TRAFFIC** • Research niche and market & brainstorm ideas.
- EMAIL** • Create a freebie based on your market research. Don't know how? Here is how you can create printables easily!
- MONEY** • Decide how you want to monetize your blog – ads, services, products, affiliates, etc? Hint: I recommend creating your own digital products.

LIST YOUR BLOG POSTS FOR THE MONTH AND CHECK OFF AS COMPLETED

BLOG POSTS

-
-
-
-

BRAINSTORM ACTIVITY FOR EACH MONTH TO KEEP YOU FOCUSED AND MOVING FORWARD

Focus Circles

- My Big Why
- Ideas
- Monthly Wins
- Lesson Learned
- Month's Main Goal

"The Best Way To Get Started Is To Quit Talking And Begin Doing."
– Walt Disney

STARTAMOMBLOG.COM

THE SELF TRACKER

I've broken down my month-by-month plan that helped me grow my blog from \$0 to over \$9,000 per month.

Use the Monthly worksheet provided to track your progress and follow along.

You can choose which actions to do each month if you're an already established blogger.

A review section is included too because an end of month review is critical for continued growth and success.

MONTH NAME

PICK AN ACTION FROM THE BLOG PLANNER AND FILL IN HERE

#1 MONTHLY FOCUS – LET THIS MAIN FOCUS DRIVE ALL OF YOUR ACTIONS

WEEKLY GOALS – BREAK DOWN YOUR BIG GOAL INTO SMALLER STEPS

BLOG POSTS

REFLECT ON YOUR PAST MONTH AND LEARN FROM YOUR MISTAKES.

WHAT WENT WELL?

WHAT CAN YOU IMPROVE?

Month:			
Blog	Traffic	Email	Money
GOALS			
#1 Focus	Week 1		
	Week 2		
	Week 3		
	Week 4		
BLOG POSTS			
	Blog Post Title	Keyword	Due Date
1			
2			
3			
4			
REVIEW			
Wins		Lessons Learned	
Notes			

www.startamomblog.com

12 MONTH BLOG PLAN

*denotes affiliate link.

	Blog	Traffic	Email	Money
Tools	CLOUDWAYS* KADENCE THEME	CANVA* JASPER AI*	SYSTEME* MAILERLITE*	SYSTEME* THRIVECART*
Resources	Blog by Number Course Niche by Number	Jasper Training Videos 500+ Words Quickly Write a Blog Post with Jasper Beginners Guide to Jasper Writing	List by Number Printables by Number Printable Templates	Printables by Number Course by Number Printable Templates Sales Page Template
Best Advice	<i>Stay consistent with creating content to build up your authority and traffic. No business is built overnight. Use tools to help you save time.</i>	<i>Keyword research is immensely important – take your time finding the best keywords for your niche. These keywords will be the base of your content, freebies and product ideas.</i>	<i>Create gorgeous and helpful freebies. Keep them updated. Improve them over time. Share them everywhere to grow your email list. Be real and stay connected with your list.</i>	<i>Start with creating and selling a small product. Build your confidence and your customer base. Then launch an online course to build your funnel. Prelaunch products to test them first.</i>
START YOUR BLOG				
Month 1	Start and setup a self-hosted blog .* Use the Blog by Number course to guide you step by step.	Do keyword research and find low competition, high volume keywords for your niche. Create your content calendar.	Use your keyword research to help you brainstorm amazing and helpful freebies for your audience.	Decide how you want to monetize your blog – ads, services, products, affiliates, etc? Start with one and add more methods when ready.
FIND KEYWORDS				
Month 2	Write 10 blog posts to establish your blog and build your foundation. Use Jasper if you want to save time.	Learn what types of blog posts to write for traffic. (Explained the Blog by Number ebook or course)	Create a freebie based on your market research. Don't know how? Use any one of these gorgeous templates!	Research affiliate programs in your niche and/or start brainstorming ideas for a small digital product .
CREATE CONTENT				
Month 3	Write 10 posts – for help use the list of 8,000+ Blog Post Ideas and use Jasper to write faster.	Implement the basics of SEO to write well formatted posts and improve old posts if necessary.	Promote your freebie to grow your list: add it to your blog, use it as a popup, create a landing page for it, and promote traffic to it.	Create a comparison post of the best affiliate products for your niche. Or create a small digital product you can sell for under \$10.
CREATE CONTENT				
Month 4	Write 4+ posts – stay consistent publishing on your blog. Make sure each post has a clear goal to grow your blog.	Install Google Analytics to monitor post performance and make improvements as necessary.	Add content upgrades to your top 3 posts to grow your list. Test out different freebies to continue to grow your email list.	Show your reader how you personally use an affiliate product. Create a sales page for your small digital product .
EMAIL LIST FOCUS				
Month 5	Write 4+ posts – do a review post of your favorite affiliate items or create a content tool.	Refresh your keyword list to make sure you're writing the right blog posts for traffic and monetization.	Build relationships & email your list weekly. Don't skip and forget to email, even if your list is small – stay consistent: at least weekly emails.	Write a "how to" post on an affiliate product. Create a tripwire page for your small product if it's proven to work for your audience.
SEO FOCUS				
Month 6	Write 4+ posts – experiment with a video or Facebook Live post	Guest post on a higher-ranking site to boost your SEO or create a content tool. (Explained in the Blog by Number course)	Ask your list what their biggest struggle is – use this information to improve your digital product or freebie (or create a new one.)	If sales are low, ask your list and brainstorm product ideas based on their responses. Focus on your audience; use proven templates .
SEO FOCUS				
Month 7	Write 4+ posts – do a roundup of your top posts if you are low on time.	Master AI tools like Jasper to help you create better content faster.	Continue to grow list and test out different freebies and small digital products. Use a premade and high converting template to help you!	If your small digital product is selling well organically, run paid advertising to it and/or list it on a 3 rd party platform like Etsy for more exposure.
PRODUCT FOCUS				
Month 8	Write 4+ posts (great time to create seasonal posts for the holidays)	Join Facebook groups and network with members – build a small mastermind of likeminded bloggers for accountability.	When you create a new freebie, share it with your list too – keep delighting them with new goodies.	Add any testimonials to your sale page – continue to improve your small product and sale page. Outline a bigger product idea.
PRODUCT FOCUS				
Month 9	Write 2 posts about your product/freebie and allow 2 guests posts (to give you time to work on your product)	Research optimized keywords for your own product or products you're an affiliate for.	Let your list know your bigger product is coming, give them a teaser – take them along on the creation journey.	Create a signature product (a course or a pack of printables). This should be a logical next step after your small digital product: <i>think funnel</i> ☺
LAUNCH PRODUCT				
Month 10	Write a series of posts targeting relevant keywords about your product to promote it	Guest post and promote your product. Collab with other bloggers to build a promotional team.	Launch your signature product to your list. Ensure your sales page and product is amazing to delight your readers!	Create sales page and launch your big product – use the tools recommended in Printables & Course by Number to help you!
SALES & PROMO				
Month 11	Write 4 posts – do a roundup if you are low on time or use Jasper to write faster.	Network with your mastermind and promote each others posts and products.	Continue to build relationships with your list. Share a Black Friday / Cyber Monday sale with them.	Run a Black Friday / Cyber Monday special. Do a roundup of affiliates or your own product(s).
PLAN NEXT YEAR				
Month 12	Reflect and work on your goals to start planning for the next year. Continue to post on your blog.	Promote New Year / new beginnings posts. Create a pretty planner for your niche for the new year.	Thank your email list for supporting you in your first year as a blogger. Improve old freebies or create new ones for the new year (like a planner)	Promote seasonal items, create gift guides, work with your affiliate manager for special sales. Run a Christmas / New Years sale on your product(s).

FIND KEYWORDS

2nd Month

BLOG

- Write 10 blog posts to establish your blog and build your foundation. Use [Jasper](#) if you want to save time.

TRAFFIC

- Learn what types of blog posts to write for traffic. (Explained the Blog by Number [ebook](#) or [course](#))

EMAIL

- Create a freebie based on your market research. Don't know how? Use any one of [these gorgeous templates!](#)

MONEY

- Research affiliate programs in your niche and/or start brainstorming ideas for a [small digital product](#).

BLOG POSTS

	Blog Post Title	Keyword	Due Date
1			
2			
3			
4			
5			
6			
7			
8			
9			
10			

"You Learn More From Failure Than From Success"

CREATE CONTENT

3rd Month

BLOG

- Write 10 posts – for help use the [list of 8,000+ Blog Post Ideas](#) and use [Jasper](#) to write faster.

TRAFFIC

- [Implement the basics of SEO](#) to write well formatted posts and improve old posts if necessary.

EMAIL

- Promote your freebie to grow your list: add it to your blog, use it as a popup, create a landing page for it, and promote traffic to it.

MONEY

- Create a comparison post of the best affiliate products for your niche. Or create a small digital product you can sell for under \$10.

BLOG POSTS

	Blog Post Title	Keyword	Due Date
1			
2			
3			
4			
5			
6			
7			
8			
9			
10			

WHERE TO
PROMOTE
YOUR FREEBIE:

SEO Blog Posts	On social media	Create Pinterest images	Create a dedicated landing page
In your email signature	Blog Post turned YouTube Video	Email Broadcasts	Pop up on your website
Hero Image	Guest's posts	Paid Ads	Blog Post CTA

CREATE CONTENT

4th Month

BLOG

- Write 4+ posts – stay consistent publishing on your blog. Make sure each post has a clear goal to grow your blog.

TRAFFIC

- Install Google Analytics to monitor post performance and make improvements as necessary.

EMAIL

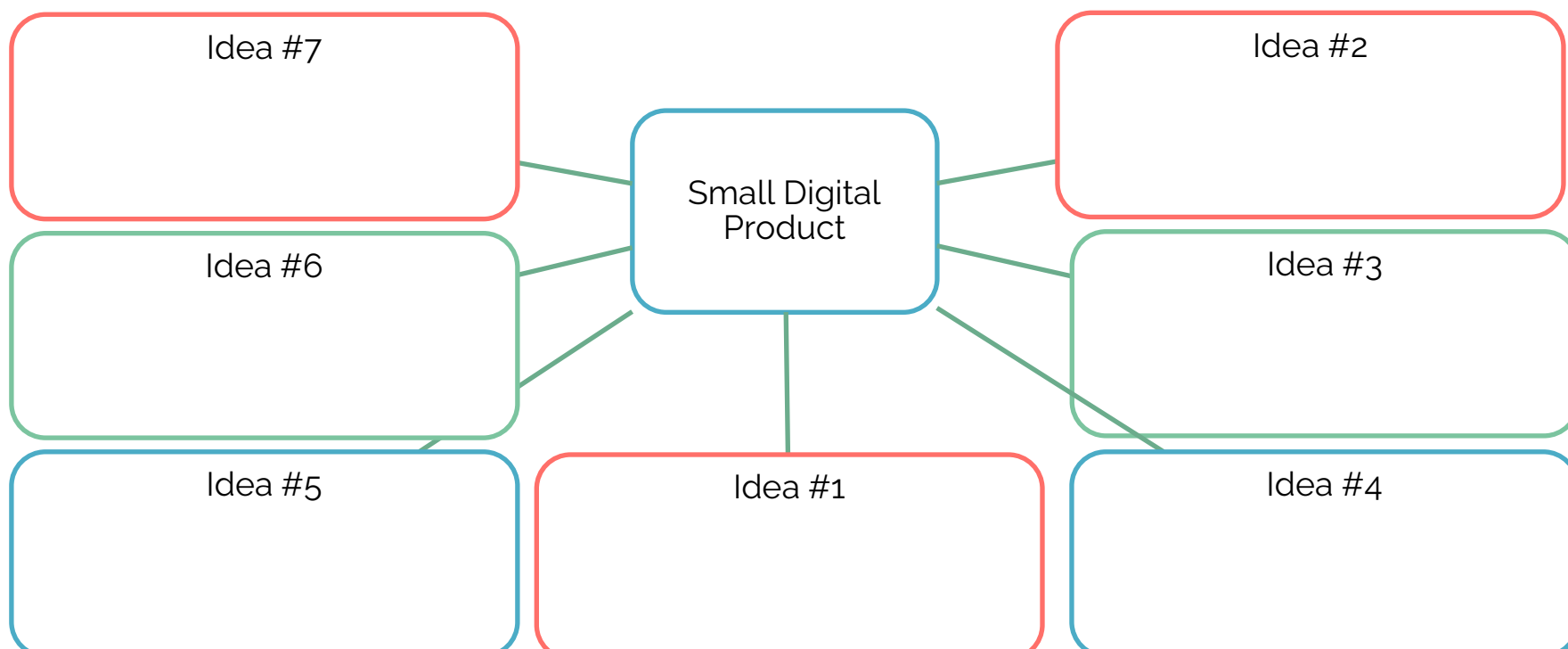
- Add content upgrades to your top 3 posts to grow your list. Test out different freebies to continue to grow your email list.

MONEY

- Show your reader how you personally use an affiliate product. Create a sales page for your small digital product.

BLOG POSTS

	Blog Post Title	Keyword	Due Date
1			
2			
3			
4			



EMAIL LIST FOCUS

5th Month

BLOG

- Write 4+ posts – do a review post of your favorite affiliate items or create a content tool.

TRAFFIC

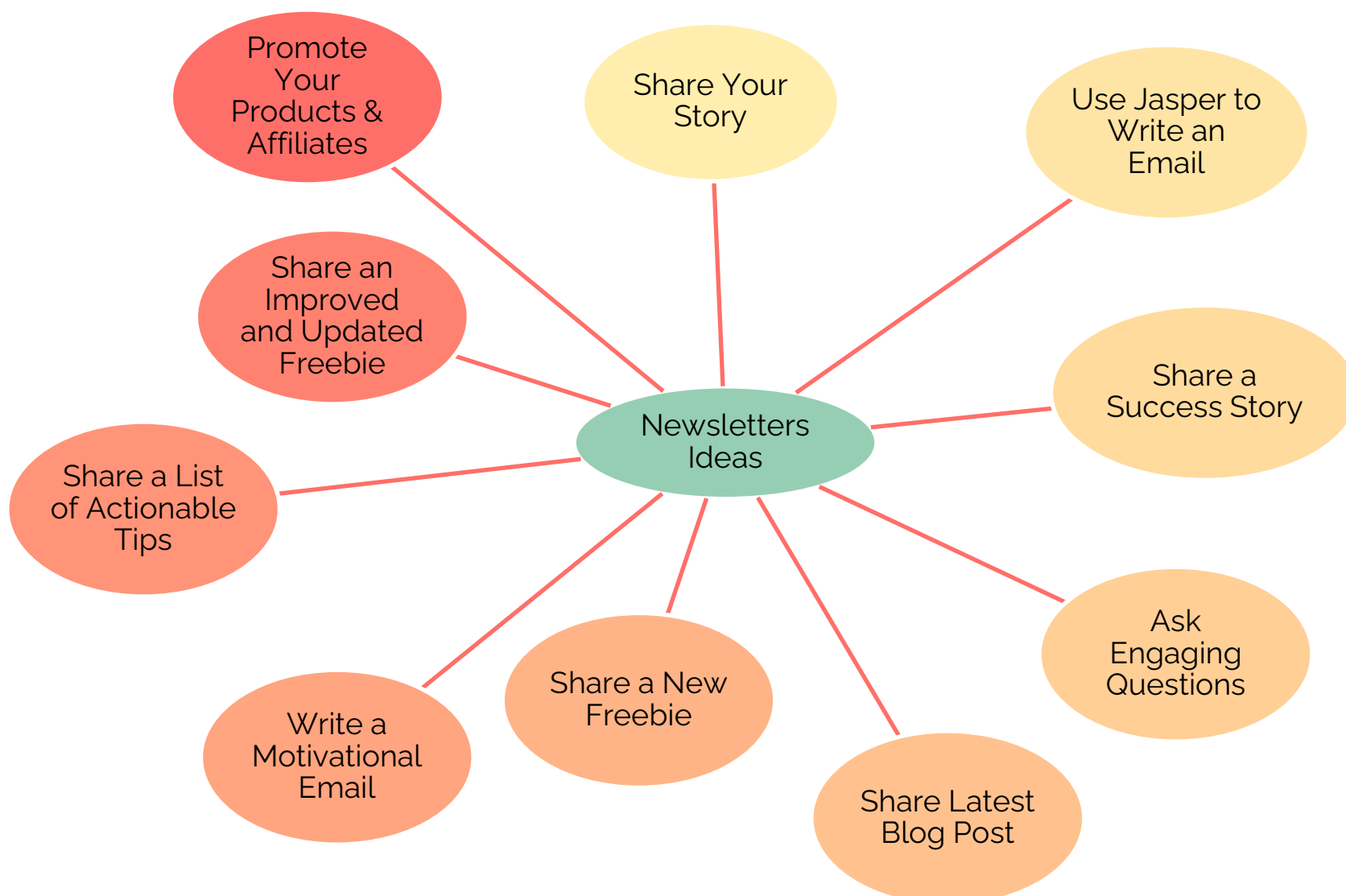
- Refresh your keyword list to make sure you're writing the right blog posts for traffic and monetization.

EMAIL

- Build relationships & email your list weekly. Don't skip and forget to email, even if your list is small – stay consistent: at least weekly emails.

MONEY

- Write a "how to" post on an affiliate product. Create a tripwire page for your small product if it's proven to work for your audience.



SEO FOCUS

6th Month

BLOG

- Write 4+ posts – experiment with a video or Facebook Live post

TRAFFIC

- Guest post on a higher-ranking site to boost your SEO or create a content tool. (Explained in the [Blog by Number course](#))

EMAIL

- Ask your list what their biggest struggle is – use this information to improve your digital product or freebie (or create a new one.)

MONEY

- If sales are low, ask your list and brainstorm product ideas based on their responses. Focus on your audience; use proven templates.

BLOG POSTS

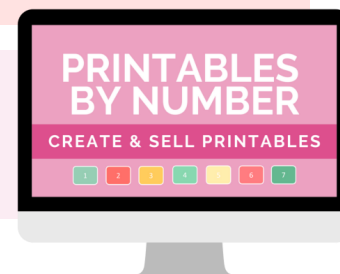
	Blog Post Title	Keyword	Due Date
1			
2			
3			
4			

NEED HELP BLOGGING?

Get the [Blog by Number ebook and course.](#)

NEED HELP WITH SMALL DIGITAL PRODUCTS?

Get the [Printables by Number course.](#)



9 WAYS TO IMPROVE YOUR FREEBIE OR SMALL PRODUCT

“Knowing Is Not Enough; We Must Apply.
Wishing Is Not Enough; We Must Do.”
– Johann Wolfgang Von Goethe

- Add more content
- Add a checklist
- Add customer recommended improvements
- Make it more impactful
- Market it better
- Improve your sales page
- Beta test a group for feedback

SEO FOCUS

7th Month

- BLOG

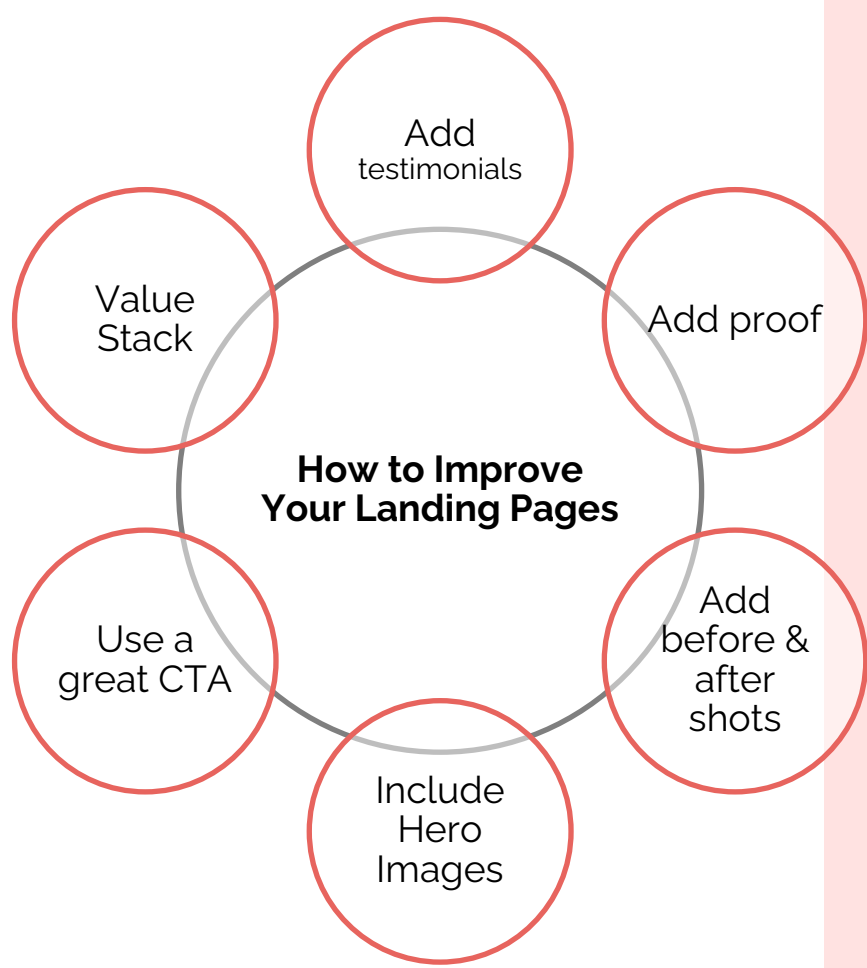
- Write 4+ posts – do a roundup of your top posts if you are low on time.
- TRAFFIC

- Master AI tools like Jasper to help you create better content faster.
- EMAIL


- Continue to grow list and test out different freebies and small digital products. Use a premade and high converting template to help you!
- MONEY

- If your small digital product is selling well organically, run paid advertising to it and/or list it on a 3rd party platform like Etsy for more exposure.

BLOG POSTS			
	Blog Post Title	Keyword	Due Date
1			
2			
3			
4			



Use **premade templates** to make your work easier!



PRODUCT FOCUS

8th Month

BLOG

- Write 4+ posts (great time to create seasonal posts for the holidays)

TRAFFIC

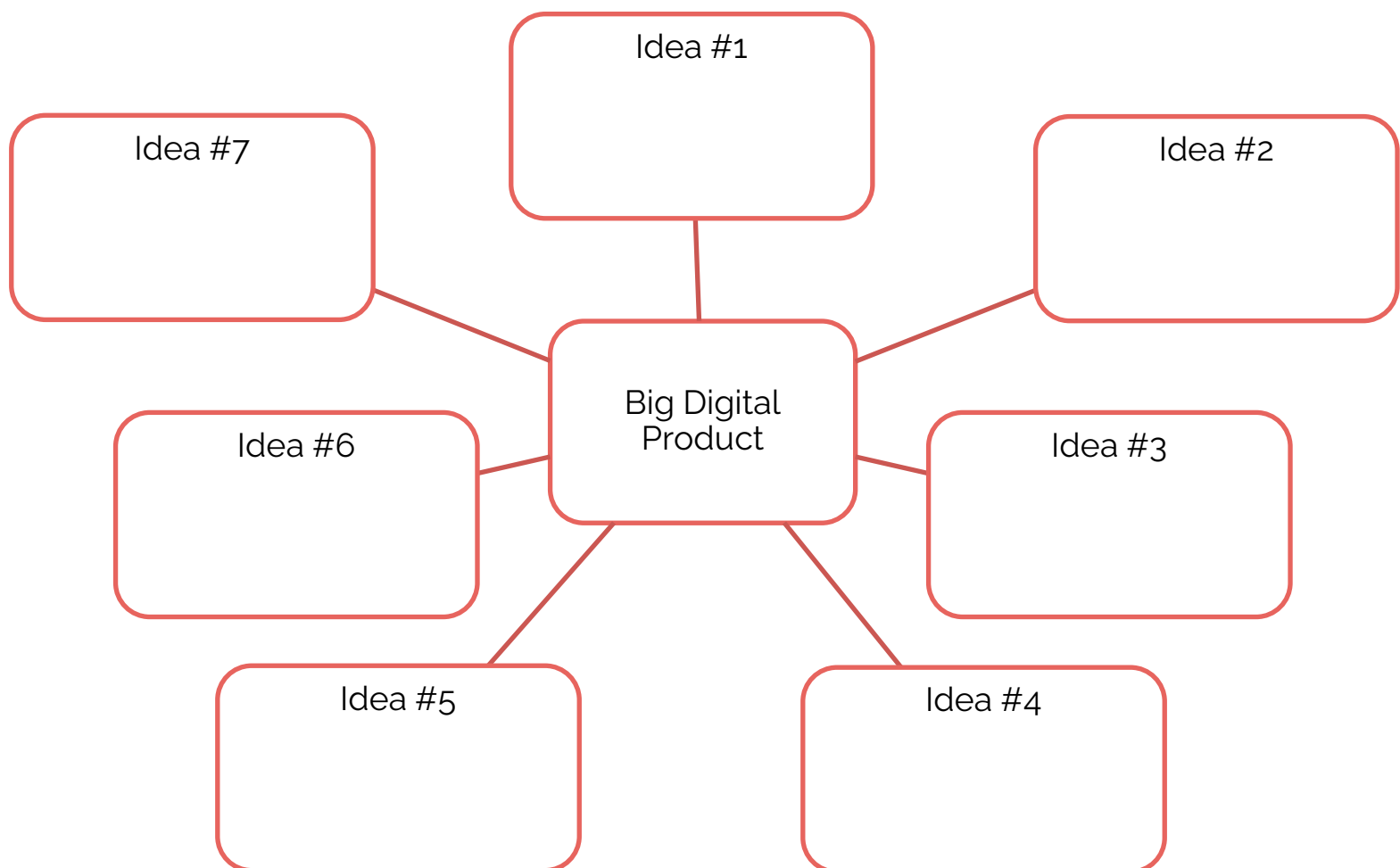
- Join Facebook groups and network with members – build a small mastermind of likeminded bloggers for accountability.

EMAIL

- When you create a new freebie, share it with your list too – keep delighting them with new goodies.

MONEY

- Add any testimonials to your sale page – continue to improve your small product and sale page. Outline a bigger product idea.



Get Course by Number for the step-by-step plan to launch a successful online course and make money. (even before creating it!)

Course By Number

PRODUCT FOCUS

9th Month

BLOG

- Write 2 posts about your product/freebie and allow 2 guests posts (to give you time to work on your product)

TRAFFIC

- Research optimized keywords for your own product or products you're an affiliate for.

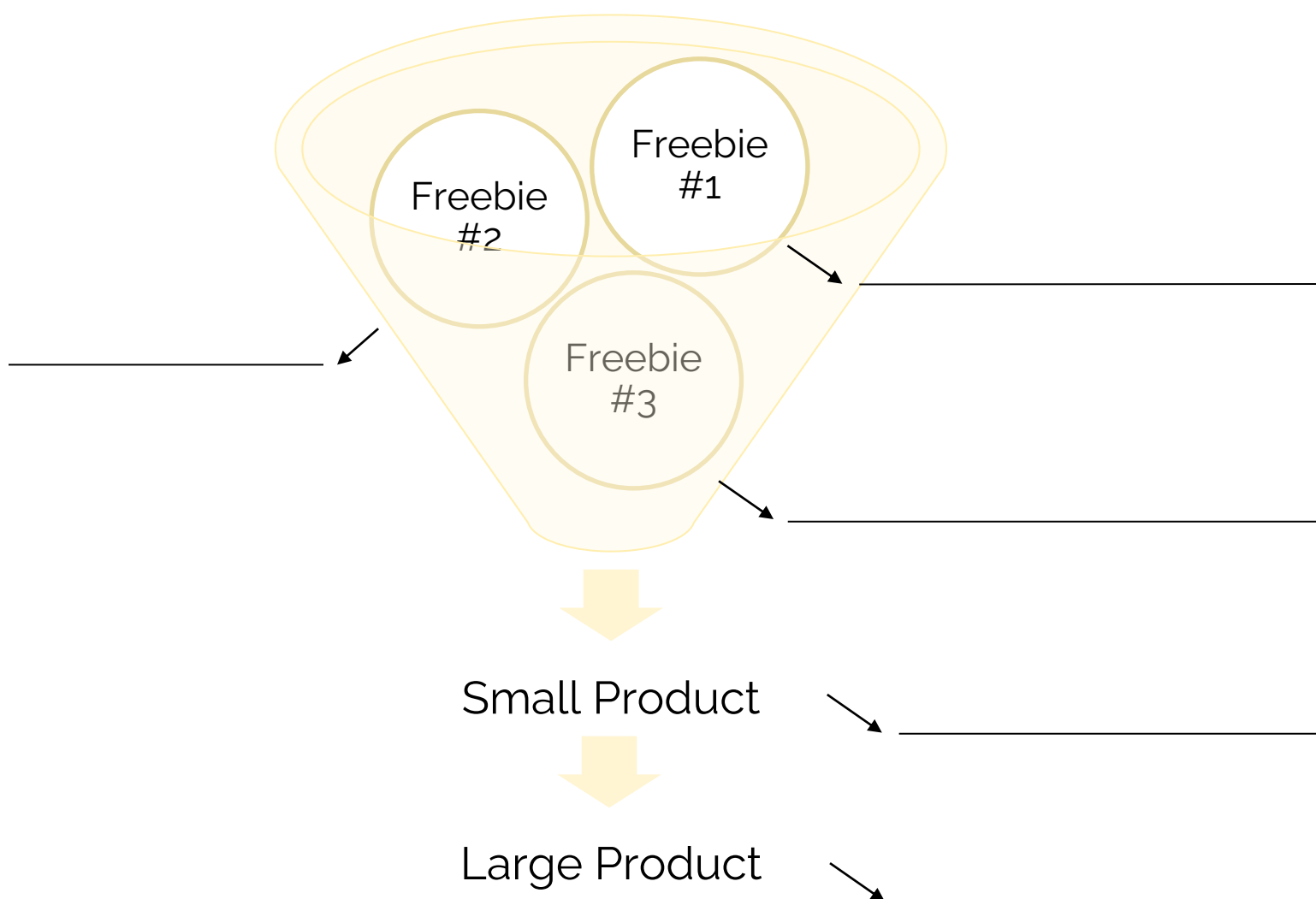
EMAIL

- Let your list know your bigger product is coming, give them a teaser – take them along on the creation journey.

MONEY

- Create a signature product (a course or a pack of printables). This should be a logical next step after your small digital product: *think funnel* 😊

MAP OUR YOUR FUNNEL



LAUNCH PRODUCT

10th Month

BLOG

- Write a series of posts targeting relevant keywords about your product to promote it

TRAFFIC

- Guest post and promote your product. Collab with other bloggers to build a promotional team.

EMAIL

- Launch your signature product to your list. Ensure your sales page and product is amazing to delight your readers!

MONEY

- Create sales page and launch your big product – use the tools recommended in Printables & Course by Number to help you!

TARGETED PROMOTIONAL BLOG POSTS

	Blog Post Title	Keyword	Due Date
1			
2			
3			
4			
5			
6			
7			

Get [Printables by Number](#) to learn how to create small digital products like printables, ebooks, worksheets, etc and go from first sale to full scale!

[Printables By Number](#)



Get [Course by Number](#) for the step-by-step plan to launch a successful online course and make money. (even before creating it!)

[Course By Number](#)

PROMOTE WITH SALES

11th Month

BLOG

- Write 4 posts – do a roundup if you are low on time or use [Jasper](#) to write faster.

TRAFFIC

- Network with your mastermind and promote each others posts and products.

EMAIL

- Continue to build relationships with your list. Share a Black Friday / Cyber Monday sale with them.

MONEY

- Run a Black Friday / Cyber Monday special. Do a roundup of affiliates or your own product(s).

BLOG POSTS

	Blog Post Title	Keyword	Due Date
1			
2			
3			
4			

Writing blog posts, sales pages, social media posts or any type of content takes a lot of time!

You could either do it all yourself, hire someone else to help, or use a tool to make your work easier.

I recommend starting with a better tool and then hiring out the work. That way when you do hire, you can teach your team how to use the tool and be even more efficient.

Get Jasper



PLAN NEXT YEAR

12th Month

BLOG

- Reflect and work on your goals to start planning for the next year. Continue to post on your blog.

TRAFFIC

- Promote New Year / new beginnings posts. Create a pretty planner for your niche for the new year.

EMAIL

- Thank your email list for supporting you in your first year as a blogger. Improve old freebies or create new ones for the new year (like a planner)

MONEY

- Promote seasonal items, create gift guides, work with your affiliate manager for special sales. Run a Christmas / New Years sale on your product(s).

Biggest Wins

Best Moment

Total Revenue Made

Year in Review


Lessons Learned

Total Blog Post Written

Total Products Created

Total List Growth

Get the **Planner Template** to create a gorgeous planner for your niche. They sell like hotcakes in the new year! <3



BLOG POSTS

#	Month	Blog Post Title	Keyword	Due Date
1				
2				
3				
4				
5				
6				
7				
8				
9				
10				
11				
12				
13				
14				
15				
16				
17				
18				
19				
20				
21				
22				
23				
24				
25				
26				
27				
28				
29				
30				

BLOG POSTS

#	Month	Blog Post Title	Keyword	Due Date
31				
32				
33				
34				
35				
36				
37				
38				
39				
40				
41				
42				
43				
44				
45				
46				
47				
48				
49				
50				
51				
52				
53				
54				
55				
56				
57				
58				
59				
60				

12 MONTH – EDITORIAL CALENDAR

January					

New Years
Epiphany
MLK Birthday

- POST _____
- POST _____
- POST _____
- POST _____

February					

Super Bowl
Valentines Day
President's Day
Oscar Night

- POST _____
- POST _____
- POST _____
- POST _____

March					

Mardi Gras
Ash Wednesday
Women's Day
St Patrick's Day
Annunciation

- POST _____
- POST _____
- POST _____
- POST _____

April					

April Fool's Day
Tax Day
Palm Sunday
Easter
Earth Day
Arbor Day

- POST _____
- POST _____
- POST _____
- POST _____

May					

Star Wars Day
Cinco de Mayo
Mother's Day
Memorial Day

- POST _____
- POST _____
- POST _____
- POST _____

June					

D-Day WWII
Flag Day
Father's Day
Summer Solstice

- POST _____
- POST _____
- POST _____
- POST _____

12 MONTH - EDITORIAL CALENDAR

July

					4 th of July Canada Day Summer Holidays

- POST _____
- POST _____
- POST _____
- POST _____

August

					Back to School

- POST _____
- POST _____
- POST _____
- POST _____

September

					Labor Day Grandparent's Day Native American Day

- POST _____
- POST _____
- POST _____
- POST _____

October

					Columbus Day Halloween

- POST _____
- POST _____
- POST _____
- POST _____

November

					All Saint's Day All Soul's Day Veteran's Day Thanksgiving Black Friday

- POST _____
- POST _____
- POST _____
- POST _____

December

					Advent Christmas New Year's Eve

- POST _____
- POST _____
- POST _____
- POST _____

Month:

Blog	Traffic	Email	Money

GOALS	
#1 Focus	Week 1
	Week 2
	Week 3
	Week 4

BLOG POSTS			
	Blog Post Title	Keyword	Due Date
1			
2			
3			
4			

REVIEW	
Wins	Lessons Learned

Notes

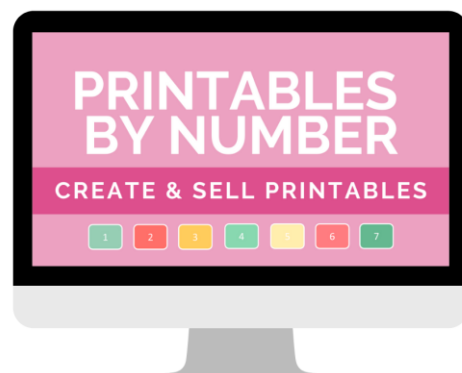
NEED MORE HELP?

www.startamomblog.com | www.freedombynumber.com



BLOG BY NUMBER

www.startablogbynumber.com



PRINTABLES BY NUMBER

www.printablesbynumber.com



COURSE BY NUMBER

www.coursebynumber.com